

CONDOMS



3 THINGS TO LOOK FOR ON A CONDOM PACKAGE:



- 1) Expiry Date
- 2) Protection Guarantee
- 3) Damage to Package

**FUN!
FREE AT TEEN CLINICS!
HELP PREVENT STIs!**

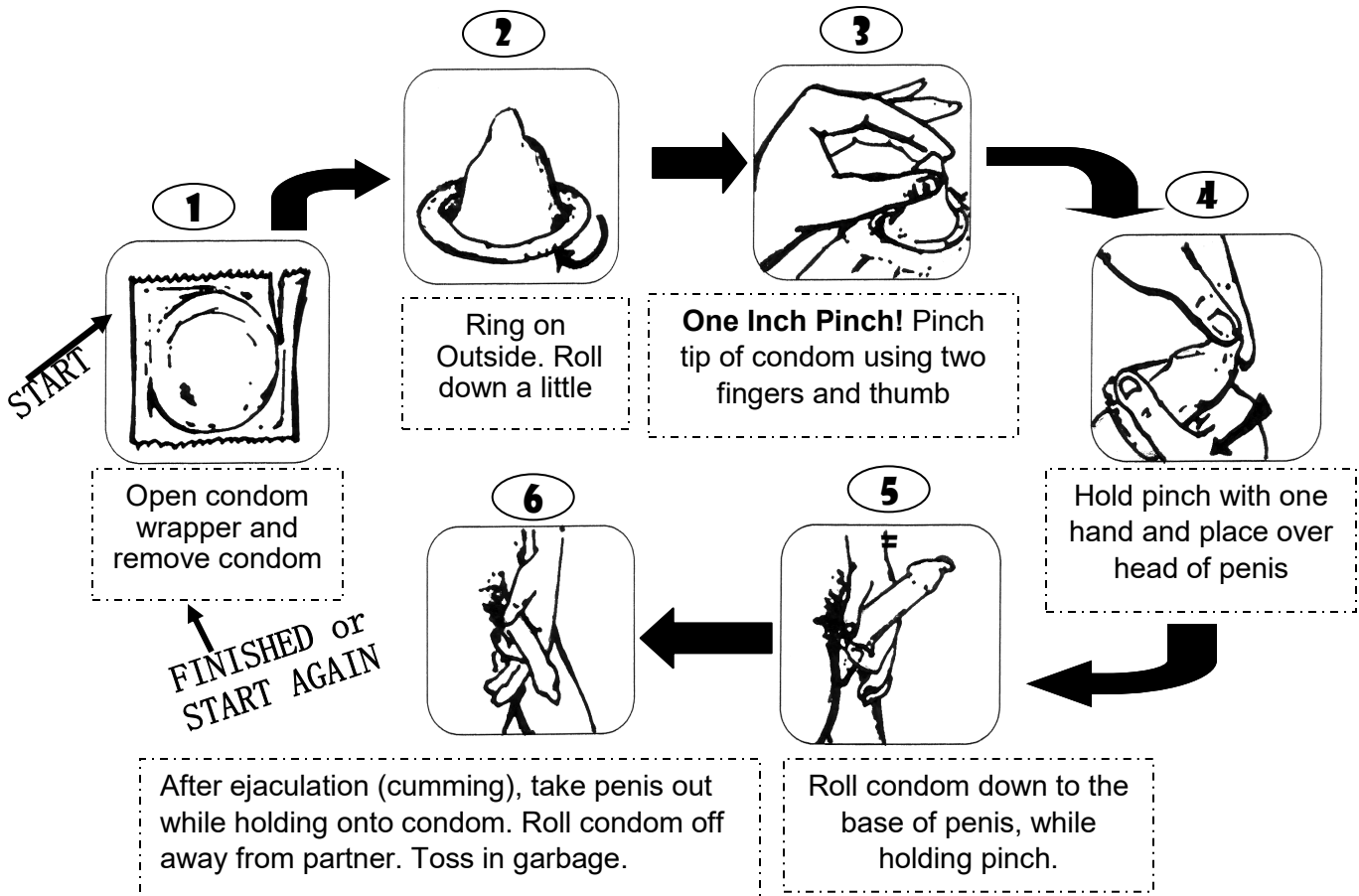
WEBSITES:

www.teentalk.ca
www.scarleteen.com
www.sexetc.org
www.nativeyouthsexualhealth.com
www.sexualityandu.ca



Check out
#woodywednesday
on our Instagram
@teentalkmb to follow
all of Woody's adventures!

6 STEPS TO PUTTING ON A CONDOM



STIs: SEXUALLY TRANSMITTED INFECTIONS

People often have no signs when they have an STI.
The only way to know is to get tested.

If you do have signs, they might be:

SEX ORGAN DISCHARGE— fluids coming out of vagina, penis, or anus that are different for you.

IRRITATION WHEN PEEING— burning/tingling when peeing, or feeling like you have to pee and nothing comes out/only a little comes out.

GENITAL ITCHING—Itching in the pubic area

NOTICABLE PELVIC PAIN— dull pain around lower back/stomach

SKIN CHANGES— lumps, bumps, sores or rashes

**If you have sex,
getting tested is a good idea!**



Get Tested:


1. Go to a teen clinic to see a nurse or doctor
2. Ask for an STI test
3. Pee in a cup and/or give a small amount of blood

Can you get an STI from ORAL SEX? YES!

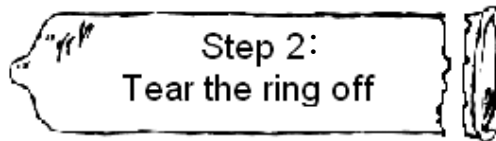
For protected mouth on penis sex use a **condom!**

For protected mouth on vagina, vulva, bum or testicle sex use a **sex dam!**

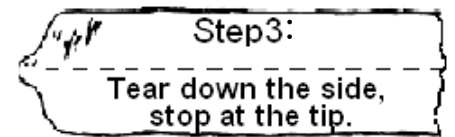
How to make a sex dam from a condom:



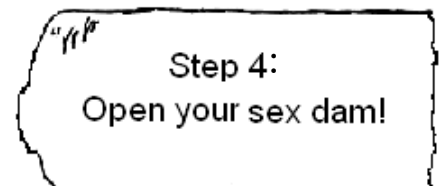
Step 1:
Unroll



Step 2:
Tear the ring off



Step 3:
Tear down the side,
stop at the tip.



Step 4:
Open your sex dam!

The sex dam can be held in place by you or your partner. Your fluids stay on one side and your partner's fluids stay on the other so don't flip it over. You can add water-based lube too and it's totally safe.

