

Condom Line-Up Game

Goals:

- To educate youth on how to use condoms properly.
- To energize a group.

Have Ready:

- Condom line-up cards.

Instructions:

- The Condom Line-up Game gets a group moving by asking them to arrange the “steps to putting on a condom” into the proper order.
- Choose enough cards for the amount of people you have in the group.
- Have the cards mixed-up and give each player a card.
- Let them know they have several minutes to arrange themselves in the proper order, either in a line, holding their cards in a visible place. Alternatively, have them arrange the cards into the proper order on a designated space (like a table, a wall, etc).

Debrief:

- Ask youth, **“Does this look like a good order?”**
- **“Does anyone want to move any of the cards?”**
- Ask the youth, **“Where can you get free condoms close by?”** Be specific with location, hours of operation, names of people they can get them from, etc.
- Ask who has the “talk about using a condom” card and mention the value of talking about condoms before sex happens. It can be easier to have a clear conversation ahead of time. Remind them that condoms can be introduced into a relationship at any time, even if people have already had sex without condoms.

- Refer to the “three finger pinch” card and remind the youth that pinching the tip is the most important part of putting a condom (on a penis) on properly by reducing the likelihood of it breaking.
- Mention condoms are the only birth control method (other than abstinence) that lowers someone’s risk of both pregnancy and sexually transmitted infections.
- Find the “relax” card. People often put it at the very end of the series but “relax” can go anywhere in the line.
- Optional next activities: Have youth practicing putting condoms on a woody, carrot, or banana or do a condom competition.

Card Placement:

Condom

- Talk about using a condom
- Buy condoms or get them for free
- Check expiry date
- Check statement on the back for protection against STI/HIV/pregnancy
- Check for holes...
- Open condom package
- Get horny (could go in other places)
- Penis gets hard
- Three finger pinch...
- Roll condom...
- Ejaculation...
- Hold on to the rim of the condom...
- Take condom off...
- Throw condom away
- Relax (could go anywhere)

Internal/Female Condom

- Talk about using
- Buy internal condoms ...
- Check expiry date
- Open condom package
- Squeeze the ring inside
- Insert the condom
- Put two fingers into condom
- Make sure penis
- Ejaculation...
- Hold on to the rim of the condom
- Twist the condom...
- Throw condom away
- Relax (could go anywhere)

Condom Line-Up Cards

Talk about using condoms

Buy condoms or get them for free!

Check expiry date

Check for protection against

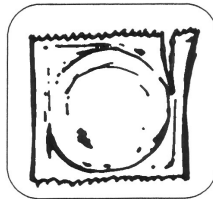
STI/HIV





Check for holes in the package

Open the condom package



Get horny!!!



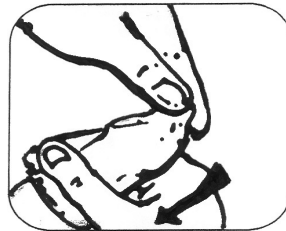
Penis gets hard





Three finger pinch at the tip of the condom

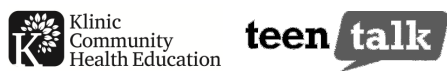
Roll condom onto penis (or toy)



Ejaculation (cum), orgasm...



(or not)



**Hold on to the rim of the condom
& base of the penis before pulling
out**



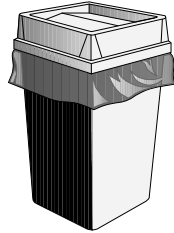
**Take condom off away from the
other person**



Klinik
Community
Health Education



Throw condom away



Relax!!!



Relax!!!





Condom Line-Up Cards (for Internal/Female Condom)

**Talk about using an
internal/female condom**

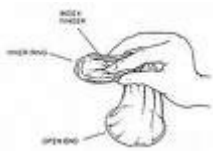
**Buy an internal/female condom or
visit a location that has them**



Check expiry date



Open condom package



Squeeze the ring inside



Insert condom into vagina

(can be put in up to 8 hrs. before sex)



Klinik
Community
Health Education





**Put two fingers into
condom to make sure it's in
straight**

**Make sure penis (or toy) enters
condom**



Ejaculation (cum), orgasm...



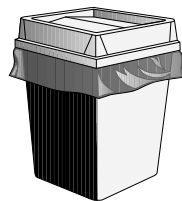
(or not)



Hold on to the rim while the partner pulls out

Twist the condom and pull it out of vagina

Throw condom away



Relax!!!

